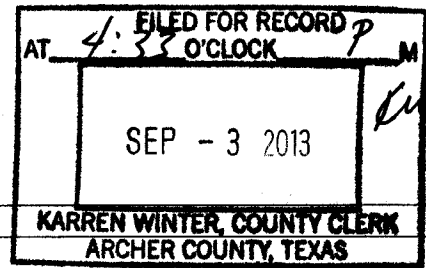


The State of Texas

County of Archer

North Central Texas – Created 1858 – Organized 1880




**ANNUAL BUDGET
OF ARCHER COUNTY, TEXAS
FOR FISCAL YEAR 2014
OCTOBER 1, 2013 TO SEPTEMBER 30, 2014**

Approved and Adopted by the Commissioners Court of Archer County, Texas

September 3, 2013

County of Archer

North Central Texas – Created 1858 – Organized 1880



September 3, 2013

To the Citizens of Archer County, Texas,

We are submitting the Annual Budget for Archer County, Texas for the fiscal year beginning October 1, 2013 and ending September 30, 2014. This budget, for a county with an estimated population of 9,200, anticipates total receipts of \$6,269,029 and total expenditures of \$6,898,671. Approximately 61% of the receipts are realized through a proposed ad valorem tax levy of \$3,832,725. The remainder of the receipts comes from other local sources, the ½ cent sales tax, fines, fees, and other various state payments.

Please note that the value of appraised property in Archer County increased from \$678,767,170 to \$711,784,180, an increase of \$33,017,010. This increase was due to an increase in the real estate valuation of \$22,575,940 and increase in the oil and mineral properties of \$10,441,070.

Archer County issued a series of certificates of obligation in the principal amount of \$5,245,000 for the construction of the Archer County Law Enforcement Center during the Fiscal Year Ended September 30, 2010. Of the \$3,832,725 proposed ad valorem tax, \$411,823 has been levied in order to service the debt. As of October 1, 2013, the amount of the bonds outstanding is \$4,380,000.

This budget, prepared based on the adoption of the effective tax rate which decreased from .56918 to .54631, will raise more total property taxes than last year's budget by \$36,930 (a .97% increase over last year's property taxes), and of that amount, \$36,930 is tax revenue to be raised from new property added to the tax roll this year. Following is the breakdown of the adopted tax rate:

General Fund:	.36258
Road and Bridge General Fund:	.02932
Road and Bridge Special Fund:	.03222
Farm to Market and Lateral Road:	.05884
Debt Service:	<u>.06335</u>
Total Effective Tax Rate:	.54631

An Amended Proposed Budget was filed with the County Clerk on July 29, 2013. Following are the changes that were made to the Amended Proposed Budget and included in the enclosed Adopted Budget:

1. Election Fund – Increased budgeted software expenditure line item by \$100. The additional expenditure increased the Budgeted Transfer in From Election Fund Reserves by \$100.
2. General Fund – Increased the budgeted revenue for State Salary Supplement for the County Attorney by \$2,500. Also increased was the budgeted expenditure for the County Attorney's salary by \$2,500 along with the related increase in payroll taxes and retirement benefits. The additional expenditure increased the Budgeted Transfer in From General Fund Reserves by \$296.

3. Precinct 2 Fund – Increased the budgeted expenditure for Equipment Leasing by \$5,000 and decreased the budgeted expenditure for Special Projects by \$5,000.
4. Precinct 3 Fund – Increased the budgeted expenditure for Equipment Repairs and Maintenance by \$5,302 and decreased the budgeted expenditure for Special Projects by \$5,302.

The Annual Budget for Archer County, Texas for the fiscal year beginning October 1, 2013 and ending September 30, 2014 was adopted by the Commissioners Court of Archer County, Texas on September 3, 2013. Following is the record vote of the Budget Adoption by the Commissioners Court:

Voting Yes:


County Judge, Gary Beesinger
Precinct 2 Commissioner, Darin Wolf
Precinct 3 Commissioner, Pat Martin, III
Precinct 4 Commissioner, Darryl Lightfoot

Absent: Precinct 1 Commissioner, Richard Shelley


More detailed information can be found in the enclosed budget.

We will be pleased to answer any questions you may have.

Respectfully submitted,



Gary W. Beesinger, County Judge



Miranda K. Harvey, County Auditor

The State of Texas

County of Archer

North Central Texas – Created 1858 – Organized 1880

FY 2014

General Fund

#410 County Judge & Comm. Court

#410 COUNTY JUDGE & COMM. COURT				
		FY 2012	FY 2013	FY 2014
		ACTUAL	ORIGINAL	BUDGET
		EXPENSES	BUDGET	FILED
Ref #	EXPENDITURES			
	Salary: County Judge	58,045	58,046	60,198
105	Salaries: County Judge Staff	26,487	26,487	27,812
107	Salaries: Temporary Staff	160	800	800
110	Incentive	700	700	700
125	Longevity	840	1,080	1,320
200	FICA	6,555	6,664	6,948
203	Retirement	6,906	6,927	7,502
310	Office Supplies	1,744	2,000	1,500
449	Office Machine/Furniture Purchases	-	350	1,000
450	Office Machine Repairs	-	500	500
451	Telephone	1,396	1,500	1,500
453	Conference/Education	2,160	1,250	1,250
454	County Judge Expense Account	389	750	750
455	Court Appointed Attorneys - Cnty Court	5,700	5,250	5,000
456	Court Reporters - County Court	50	-	1,250
457	County Court Expense	-	750	750
465	Visiting Judges	-	-	1,500
470	Office Machine Lease	-	-	-
473	Commitments	-	1,250	2,500
474	Jury Fees	-	1,000	1,000
475	Interpreters	-	-	-
476	County Court Software	5,520	5,520	5,520
	TOTAL EXPENDITURES	116,652	120,824	129,300
	Increase/(Decrease) in Budget			8,476

#411 Courthouse & Bldg Maint.

#411 COURTHOUSE AND BLDG MAINT				
		FY 2012	FY 2013	FY 2014
		ACTUAL	ORIGINAL	BUDGET
		EXPENSES	BUDGET	FILED
Ref #	EXPENDITURES			
104	Custodian Salary	19,878	23,061	24,214
110	Incentive	-	700	700
	Longevity	-	-	120
200	FICA	1,521	1,818	1,915
203	Retirement	1,592	1,907	2,086
500	Archer Cnty Showbarn Expenses	1,514	1,750	1,750
501	Archer City Activity Building Utilities	9,544	11,500	10,500
502	Archer City Activity Building Repairs & Maint.	612	2,500	2,500
504	Medical Building Repairs/Maint.	75	-	150
505	Bowman Utilities & Misc. Expenses	1,184	1,500	1,500
506	Elevator Telephone/Equip/	1,372	1,500	1,750
507	Courthouse Utilities	23,770	22,500	22,500
508	Courthouse Annex Utilities	19,296	21,000	21,000
509	Holiday Activity Building Utilities & Misc Exp	9,066	10,000	10,000
514	State Nurse Bldg Repairs/Maint	2,435	750	750
515	State Nurse Utilities	3,789	4,500	4,600
518	Law Enforcement Center Utilities	52,605	55,000	55,000
519	County Services Utilities (Old Jail)	1,118	600	350
520	County Services Bldg Repairs & Maintenance	209	-	-
530	Courthouse - Repairs & Maintenance	13,792	15,000	15,000
531	Courthouse Annex - Repairs & Maintenance	6,521	10,000	10,000
534	Janitorial/General Supplies	3,865	5,000	5,000
535	Insect and Termite Control	2,223	2,000	2,350
540	Miscellaneous Expenses	-	-	-
	TOTAL EXPENDITURES	175,981	192,586	193,735
	Increase/(Decrease) in Budget			1,150

#412 Non-Departmental

#412 NON-DEPARTMENTAL		FY 2012	FY 2013	FY 2014
		ACTUAL	ORIGINAL	BUDGET
		EXPENSES	BUDGET	FILED
Ref #	EXPENDITURES			
202	Medical Insurance Premiums - Employer	454,110	500,794	500,732
207	Cancer and Life Insurance Premiums - Employer	16,511	19,656	16,800
210	Audit Expense	15,000	15,250	15,500
211	Interpreter Expense	918	1,250	1,500
215	SO/Public Info and Cable Expense	2,166	2,280	2,500
216	EOC Telephone/Fax	1,499	1,500	1,550
307	Annex Fax	698	800	825
310	Office Supplies	2,630	2,750	2,750
311	Postage /Postage Meter	21,995	28,000	26,000
312	Internet Service	1,224	2,000	1,320
313	IT Network Repairs/Maintenance	9,669	10,000	16,500
314	Publishers Certificates	2,142	2,000	2,500
315	Worker's Compensation Expense	48,904	52,000	40,000
316	Unemployment Expense	9,233	10,000	10,000
317	Out of County Jail Housing	-	250	250
318	Inmate Medical Expenses	52,812	44,400	35,000
319	Drug Cleanup	-	-	-
320	Dept. of State Health, Aging and Disability Services	-	-	-
322	Satellite Phone	441	-	330
439	Drug Screen/Employee Testing	1,534	1,500	1,500
440	Air Evac Coverage	1,050	1,050	1,050
444	Ambulance Service	8,140	8,140	8,140
446	Appraisal District Payments	87,664	77,343	74,843
447	Notary Bonds	575	715	715
448	Generators/Repeater Expenses	4,598	13,600	15,000
450	Wellness Coordinator	-	-	-
451	Probation Office Telephone	2,034	1,600	1,700
452	Probation Department Expense	548	660	660
457	Delinquent Taxes Attorney Fees	15,191	15,000	15,000
463	Dues	3,739	5,000	5,500
466	Property and General Liability Insurance	29,878	33,000	36,000
467	Public Officials General Liability Insurance	5,622	8,000	7,500
468	Automobile & Inland Marine Equipment Insurance	38,080	42,000	42,000
469	Law Enforcement Professional Liability Insurance	9,711	12,000	12,000
475	Juvenile Probation Administrative	27,785	33,758	37,972
476	Juvenile Probation Placement	10,200	15,000	13,500
477	Miscellaneous Expenses:	1,940	4,000	4,000
478	Post Mortem Services	27,821	30,000	25,000
482	Service Centers Supplement	10,200	10,200	10,200
483	Volunteer Fire Departments - Transfer Out to Fund #75	56,000	56,000	56,300
485	Legal Fees	-	2,000	2,000
486	Retirees Insurance Premiums	16,119	10,092	21,998
535	Law Library Transfers	3,000	-	-
537	Redistricting Services	1,755	-	-
538	CIRA Website and Email Services	-	720	1,770
	TOTAL EXPENDITURES	1,003,136	1,074,308	1,068,405
	Increase/(Decrease) in Budget			(5,903)

#413 County Clerk

#413 COUNTY CLERK		FY 2012	FY 2013	FY 2014
		ACTUAL	ORIGINAL	BUDGET
		EXPENSES	BUDGET	FILED
Ref #	EXPENDITURES			
101	Salaries: County Clerk	38,571	38,571	40,500
105	Salaries: Clerk Staff	76,899	77,222	54,448
107	Salaries: Temporary Staff	-	-	-
110	Incentive	1,662	2,100	1,400
125	Longevity	2,775	2,760	2,880
200	FICA	8,918	9,230	7,591
203	Retirement	9,592	9,682	8,268
310	Office Supplies	3,528	3,500	3,500
449	Office Machine/Furniture Purchase	-	3,000	250
450	Office Machine Repairs	546	500	500
451	Telephone	2,114	2,500	2,500
453	Conference / Education	1,318	2,500	2,500
470	Office Machine Lease	2,514	2,500	2,500
471	Software - County Clerk	22,800	22,800	22,800
	TOTAL EXPENDITURES	171,237	176,865	149,637
	Increase/(Decrease) in Budget			(27,228)

#414 District Clerk

#414 DISTRICT CLERK		FY 2012	FY 2013	FY 2014
		ACTUAL	ORIGINAL	BUDGET
		EXPENSES	BUDGET	FILED
Ref #	EXPENDITURES			
101	Salaries: District Clerk	38,571	38,571	40,500
105	Salaries: Clerk Staff	51,854	51,855	54,448
107	Salaries: Temporary Staff	-	-	-
110	Incentive	1,400	1,400	1,400
125	Longevity	840	1,200	1,560
200	FICA	6,917	7,116	7,490
203	Retirement	7,412	7,465	8,158
310	Office Supplies	2,141	2,500	2,500
449	Office Machine/Furniture Purchases	170	2,500	250
450	Office Machine Repairs	-	500	500
451	Telephone	1,410	2,000	2,000
453	Conference / Education	1,539	2,000	2,200
470	Office Machine Lease	-	-	-
471	Software	11,520	11,520	11,520
482	Records Management - District	3,043	3,500	3,500
	TOTAL EXPENDITURES	126,817	132,128	136,026
	Increase/(Decrease) in Budget			3,898

#415 Elections

#415 ELECTIONS		FY 2012	FY 2013	FY 2014
		ACTUAL	ORIGINAL	BUDGET
		EXPENSES	BUDGET	FILED
Ref #	EXPENDITURES			
	Salaries: Election Administrator/IHC Coordinator	-	-	29,072
	Salaries: Asst. Election Administrator/IHC Coordinator	-	-	27,812
	Incentive	-	-	1,400
	Longevity	-	-	3,600
	FICA	-	-	4,734
	Retirement	-	-	5,156
115	Election Judges and Clerks	7,928	11,000	11,000
117	Interpreters	270	100	100
118	Voting Machine Delivery/Pickup	50	300	300
200	FICA	505	895	842
449	Elections Equipment Purchases	-	-	-
464	Election Supplies	1,954	3,000	5,000
471	Election Related Conference/Education	724	2,000	2,000
472	Election Software	11,608	11,608	11,608
476	Polling Place Rent	-	600	600
478	Election Mileage Expense	463	400	400
	TOTAL EXPENDITURES	23,502	29,903	103,624
	Increase/(Decrease) in Budget			73,721

#416 District Court

#416 DISTRICT COURT				
	FY 2012	FY 2013	FY 2014	
	ACTUAL	ORIGINAL	BUDGET	
	EXPENSES	BUDGET	FILED	
Ref #	EXPENDITURES			
110	Salaries: District Court Reporter	16,864	18,551	19,478
125	Longevity	7,670	1,104	1,160
130	Salaries: District Court Coordinator	8,800	8,800	9,742
131	Part-time Staff	-	690	690
135	Incentive	161	322	322
200	FICA	2,562	2,305	2,401
203	Retirement	2,667	2,362	2,558
449	Office Machine/Furniture/Equipment Purchase	-	1,700	1,700
450	District Court Office Machine Repairs	-	150	150
451	Telephone	1,410	1,600	1,600
455	Court Appointed Attorneys	29,205	24,000	24,000
456	Salaries: Temporary Court Reporters	760	750	750
458	Expert Witness Expense	-	500	500
459	District Court Miscellaneous Expenses	1,918	1,500	1,500
460	Mileage Expense	-	2,100	2,100
461	Court Reporter Expense	2,805	2,400	2,400
462	Court Coordinator Expenses	2,499	2,000	2,000
465	Visiting Judges	329	1,000	1,000
470	Office Machine/Equipment Lease	1,915	3,500	3,500
474	Jury Fees	3,656	9,000	9,000
	TOTAL EXPENDITURES	83,221	84,334	86,552
	Increase/(Decrease) in Budget			2,218

#417 District Attorney

#417 DISTRICT ATTORNEY		FY 2012	FY 2013	FY 2014
		ACTUAL	ORIGINAL	BUDGET
		EXPENSES	BUDGET	FILED
Ref #	EXPENDITURES			
463	District Attorney's Assistant & Investigator		-	-
458	Other District Attorney Expenses	59,998	82,521	81,782
	TOTAL EXPENDITURES	59,998	82,521	81,782
	Increase/(Decrease) in Budget			(739)

#418 County Attorney

#418 COUNTY ATTORNEY		FY 2012	FY 2013	FY 2014
		ACTUAL	ORIGINAL	BUDGET
		EXPENSES	BUDGET	FILED
Ref #	EXPENDITURES			
101	Salaries	63,879	63,879	68,532
105	Salaries: County Attorney Staff	51,854	51,855	27,812
110	Incentive	1,108	1,400	700
125	Longevity	5,400	5,760	240
200	FICA	8,329	9,401	7,442
203	Retirement	9,828	9,910	6,196
310	Office Supplies	731	1,000	2,500
311	Case Management Software	6,528	6,240	6,240
449	Office Machine/Furniture/Equipment Purchases	2,709	1,000	1,000
450	Office Equipment Repairs	-	600	600
451	Telephone	1,377	1,500	1,500
453	Conference / Education	1,162	1,500	1,500
470	Office & Equipment Lease	313	600	720
471	Cnty Attorney Expense Account	600	600	-
477	Miscellaneous Expense	-	-	-
	TOTAL EXPENDITURES	153,818	155,246	124,982
	Increase/(Decrease) in Budget			(30,264)

#419 Tax Assr-Collector

#419 TAX ASSR-COLLECTOR				
		FY 2012	FY 2013	FY 2014
		ACTUAL	ORIGINAL	BUDGET
		EXPENSES	BUDGET	FILED
Ref #	EXPENDITURES			
101	Salaries: Tax Assessor - Collector	38,571	38,570	40,500
105	Salaries: Staff	77,222	77,222	54,448
110	Incentive	2,100	2,100	1,400
125	Longevity	9,960	10,440	7,560
200	FICA	9,490	9,817	7,949
203	Retirement	10,227	10,299	8,658
310	Office Supplies	1,977	4,500	2,500
449	Office Machine/Furniture/Equipment Purchases	275	1,000	250
451	Telephone	2,195	2,500	2,500
453	Conference / Education	844	2,000	1,000
470	Office Machine Lease	418	600	600
488	Data Processing (Statements)	10,855	11,000	11,000
489	Computer Lease	15,554	15,700	14,760
	TOTAL EXPENDITURES	179,688	185,748	153,125
	Increase/(Decrease) in Budget			(32,623)

#420 County Treasurer

#420 COUNTY TREASURER				
		FY 2012	FY 2013	FY 2014
		ACTUAL	ORIGINAL	BUDGET
		EXPENSES	BUDGET	FILED
Ref #	EXPENDITURES			
101	Salaries: County Treasurer	38,571	38,571	40,500
105	Salaries: Treasurer Staff	26,487	26,487	27,812
107	Salaries: Temporary Staff	90	250	250
110	Incentive	700	700	700
125	Longevity	2,520	2,760	3,000
200	FICA	3,913	5,261	5,528
203	Retirement	5,470	5,499	6,000
310	Office Supplies	2,087	2,000	2,000
449	Office Machine/Furniture/Equipment Purchases	1,770	3,000	250
450	Office Equipment Repairs	-	200	200
451	Telephone	665	1,000	1,000
453	Conference / Education	1,311	2,500	2,500
470	Office Machine Lease / Support-Maintenance	322	1,100	420
	Software	1,900	1,900	11,000
	TOTAL EXPENDITURES	85,806	91,227	101,160
	Increase/(Decrease) in Budget			9,933

#421 Constable #1

#421 CONSTABLE 1		FY 2012	FY 2013	FY 2014
		ACTUAL	ORIGINAL	BUDGET
		EXPENSES	BUDGET	FILED
Ref #	EXPENDITURES			
101	Salaries: Constable	396	396	12,740
110	Incentive	-	-	-
125	Longevity	2,760	2,880	-
200	FICA	241	251	1,021
203	Retirement	253	263	1,112
	Office Supplies			200
	Equipment Purchases			500
453	Conference/Education	-	750	1,000
	Constable #1 Expense Account			600
	Fuel & Oil			3,500
	Auto R&M			500
	Uniforms			300
	Auto Purchase	-	-	8,500
	TOTAL EXPENDITURES	3,650	4,540	29,972
	Increase/(Decrease) in Budget			25,433

#422 Constable #2

#422 CONSTABLE 2		FY 2012	FY 2013	FY 2014
		ACTUAL	ORIGINAL	BUDGET
		EXPENSES	BUDGET	FILED
Ref #	EXPENDITURES			
101	Salaries: Constable	396	7,600	12,740
110	Incentive	-	-	-
125	Longevity	240	-	-
200	FICA	36	581	1,021
203	Retirement	51	632	1,112
	Office Supplies	-	-	200
451	Uniforms	-	520	300
452	Equipment Purchases	-	400	500
453	Conference/Education	-	750	750
490	Constable #2 Expense Account	-	272	600
	Fuel & Oil			3,500
	Auto Repairs & Maintenance			500
601	Auto Purchase	-	1,000	2,500
	TOTAL EXPENDITURES	723	11,755	23,722
	Increase/(Decrease) in Budget			11,967

424 Constable #4

#424 CONSTABLE 4		FY 2012	FY 2013	FY 2014
		ACTUAL	ORIGINAL	BUDGET
		EXPENSES	BUDGET	FILED
Ref #	EXPENDITURES			
101	Salaries: Constable	34,787	34,787	36,527
110	Incentive	-	-	-
125	Longevity	360	480	600
200	FICA	2,559	2,698	2,886
203	Retirement	2,861	2,878	3,144
310	Office Supplies	-	-	-
452	Equipment Purchases	7,692	2,500	2,500
453	Conference/Education	781	1,500	1,500
490	Constable #4 Expense Account	649	600	600
601	Fuel and Oil	3,424	6,000	6,000
607	Auto Repairs/Maintenance	316	1,500	1,500
614	Uniform Allowance	298	300	300
615	CopSync	2,199	1,500	1,000
616	Auto Purchase/Lease	6,404	1,000	6,349
	TOTAL EXPENDITURES	62,330	55,743	62,906
	Increase/(Decrease) in Budget			7,163

#426 Indigent Health Care

#426 INDIGENT HEALTH CARE				
		FY 2012	FY 2013	FY 2014
		ACTUAL	ORIGINAL	BUDGET
		EXPENSES	BUDGET	FILED
Ref #	EXPENDITURES			
470	IHC Administrative Expense	12,000	12,000	-
471	IHC Payments	88,778	100,000	95,000
472	IHC Payments Non Qualified Services	-	-	-
	Miscellaneous Expenses			250
	Office Supplies	-	-	1,500
	Office Equipment/Furniture Purchases	-	-	1,500
	Telephone			1,000
	Conference/Education			1,500
	IHC Software	-	-	12,708
	TOTAL EXPENDITURES	100,778	112,000	113,458
	Increase/(Decrease) in Budget			1,458

#427 County Extension Service

#427 COUNTY EXTENSION SERVICE				
		FY 2012	FY 2013	FY 2014
		ACTUAL	ORIGINAL	BUDGET
		EXPENSES	BUDGET	FILED
Ref #	EXPENDITURES			
105	Salaries: Staff	11,353	11,534	12,054
117	Salaries: County Agent	11,097	11,097	11,652
118	Salaries: County Extension Agent	11,097	11,097	11,652
120	Incentive	700	700	700
125	Longevity	3,720	3,960	4,200
200	FICA	1,763	2,937	3,080
203	Retirement	909	3,081	3,354
310	Office Supplies	1,472	2,000	2,200
449	Office Machine/Furniture Purchase	929	1,500	1,500
450	Office Machine Repairs	-	250	250
451	Telephone	1,343	1,500	1,500
453	Conference / Education	-	-	-
454	Extension Agent Expense Account	4,195	4,000	5,000
470	Office Machine Lease	1,521	1,500	1,750
472	County Agent Expense Account	3,741	5,000	5,000
473	Automobile Expense	3,586	3,000	4,000
	TOTAL EXPENDITURES	57,426	63,155	67,892
	Increase/(Decrease) in Budget			4,736

#428 EMS-DHS

#428 Emergency Management/DHS				
		FY 2012	FY 2013	FY 2014
		ACTUAL	ORIGINAL	BUDGET
		EXPENSES	BUDGET	FILED
Ref #	EXPENDITURES			
101	Salaries: County Services Coordinator	34,087	34,087	35,792
110	Incentive	700	700	700
125	Longevity	360	480	600
200	FICA	2,418	2,744	2,883
203	Retirement	2,859	2,878	3,141
310	Office Supplies	2,057	2,000	2,000
322	Emergency Management ICS Training-Courthouse Staff	590	750	750
449	Office Machine/Furniture Purchases	258	1,250	250
450	Office Machine Repairs	-	500	500
451	Telephone	1,816	1,500	2,000
453	Conference / Education	741	1,500	1,500
	EOC Expenses	-	-	-
468	Office Machine Lease	880	1,100	1,100
469	Equipment Repairs & Maintenance	-	500	500
470	Field Equipment Purchases	965	1,500	1,500
471	Expense Account	600	600	600
472	Automobile Repairs/Maint/Fuel	3,881	3,000	3,000
473	OSSF Consulting Fees	-	-	-
474	Software	-	200	200
475	County Repeater Station	-	-	-
476	Mileage	-	500	500
	TOTAL EXPENDITURES	52,212	55,789	57,516
	Increase/(Decrease) in Budget			1,727

#429 Auditor				
		FY 2012	FY 2013	FY 2014
		ACTUAL	ORIGINAL	BUDGET
		EXPENSES	BUDGET	FILED
Ref #	EXPENDITURES			
101	Salary: Auditor	50,000	50,000	52,500
120	Incentive	-	700	700
125	Longevity	-	120	240
200	FICA	3,645	3,888	4,088
203	Retirement	3,839	4,078	4,453
310	Office Supplies	534	1,500	500
449	Office Machine/Furniture Purch	4,326	1,000	250
450	Office Machine Repairs	-	500	250
451	Telephone	707	1,000	1,000
453	Conference/Education	2,796	3,000	3,000
470	Office Machine Lease	-	-	-
471	Computer Software	1,875	1,000	5,500
475	Auditor Expense Account	32	200	75
		67,754	66,986	72,556
	Increase/(Decrease) in Budget			5,570

#430 City-County Library

#430 CITY COUNTY LIBRARY				
		FY 2012	FY 2013	FY 2014
		ACTUAL	ORIGINAL	BUDGET
		EXPENSES	BUDGET	FILED
Ref #	EXPENDITURES			
104	Salaries: Librarian	30,124	26,487	27,812
105	Salaries: Librarian Assistant Salary	3,353	6,524	6,524
107	Salaries: Temporary Library Staff	-	-	-
110	Incentive	700	700	700
125	Longevity	1,800	1,920	2,040
200	FICA	1,891	2,726	2,836
203	Retirement	2,612	2,859	3,089
208	Holliday Library Supplement	15,000	15,000	15,000
	TOTAL EXPENDITURES	55,480	56,216	58,002
	Increase/(Decrease) in Budget			1,786

#431 JP #1

#431 JP 1				
		FY 2012 ACTUAL EXPENSES	FY 2013 ORIGINAL BUDGET	FY 2014 BUDGET FILED
Ref #	EXPENDITURES			
101	Salaries: Justice of the Peace	38,571	38,571	40,500
105	Salaries: Staff	26,487	26,487	27,812
107	Salaries: Part Time Staff	-	1,200	1,200
110	Incentive	700	700	700
125	Longevity	3,600	3,840	4,080
200	FICA	5,181	5,416	5,683
203	Retirement	5,549	5,585	6,090
310	Office Supplies	2,884	4,500	4,500
448	Case Management Software	1,950	2,500	2,500
449	Office Machine/Furniture/ Equipment Purchases	-	2,500	250
450	Office Machine Repairs	-	100	100
451	Telephone	1,238	2,000	2,000
452	JP#1 Expense Account (Mileage)	-	500	500
453	Conference / Education	532	750	750
	TOTAL EXPENDITURES	86,692	94,649	96,666
	Increase/(Decrease) in Budget			2,016

#432 JP #2

#432 JP 2				
		FY 2012	FY 2013	FY 2014
		ACTUAL	ORIGINAL	BUDGET
		EXPENSES	BUDGET	FILED
Ref #	EXPENDITURES			
101	Salaries: Justice of the Peace	29,365	29,365	30,834
105	Salaries: Staff	7,800	7,800	8,820
110	Incentive	-	-	-
125	Longevity	960	1,080	1,200
200	FICA	2,937	2,926	3,171
203	Retirement	3,098	3,117	3,454
310	Office Supplies	4,035	4,945	2,500
449	Office Machine/Furniture/Equipment Purchases	263	480	750
450	Office Equipment Repairs	-	250	500
451	Telephone	1,382	1,500	1,500
452	JP #2 Expense Account	2,037	1,800	1,800
453	Conference / Education	423	850	850
	Software	-	-	4,040
	TOTAL EXPENDITURES	52,300	54,113	59,419
	Increase/(Decrease) in Budget			5,306

#433 JP #3

#433 JP 3				
		FY 2012	FY 2013	FY 2014
		ACTUAL	ORIGINAL	BUDGET
		EXPENSES	BUDGET	FILED
Ref #	EXPENDITURES			
101	Salaries: Justice of the Peace	3,850	3,850	4,043
110	Incentive	-	-	-
125	Longevity	-	120	240
200	FICA	205	304	328
203	Retirement	308	319	357
310	Office Supplies	137	208	208
	Office Equipment	-	-	-
	Office Equipment Repairs			-
452	JP Expense Account	151	-	-
453	Conference / Education	375	500	500
	TOTAL EXPENDITURES	5,026	5,300	5,676
	Increase/(Decrease) in Budget			375

#434 JP #4

#434 JP 4				
		FY 2012	FY 2013	FY 2014
		ACTUAL	ORIGINAL	BUDGET
		EXPENSES	BUDGET	FILED
Ref #	EXPENDITURES			
101	Salaries: Justice of the Peace	23,895	23,895	26,285
110	Incentive	-	-	-
125	Longevity	480	600	720
200	FICA	1,911	1,912	2,150
203	Retirement	1,999	2,014	2,300
310	Office Supplies	1,216	1,400	1,400
449	Office Machine/Furniture/Equipment Purchases	168	1,000	1,000
450	Office Machine Repairs	-	500	750
451	Telephone	1,119	1,300	1,300
452	JP#4 Expense Account	718	1,500	1,500
453	Conference / Education	527	750	1,000
490	Rent & DSL Internet Service	1,980	2,040	2,040
491	Clerk Fees	-	500	500
	Software	-	-	1,088
	TOTAL EXPENDITURES	34,013	37,411	42,033
	Increase/(Decrease) in Budget			4,622

#435 Museum

#435 MUSEUM				
		FY 2012	FY 2013	FY 2014
		ACTUAL	ORIGINAL	BUDGET
		EXPENSES	BUDGET	FILED
Ref #	EXPENDITURES			
105	Salaries: Museum Staff	2,508	2,640	3,150
200	FICA	192	202	241
425	Museum Utilities	640	750	750
	TOTAL EXPENDITURES	3,340	3,592	4,141
	Increase/(Decrease) in Budget			549

#437 Other Departments

#437 OTHER DEPARTMENTS				
		FY 2012	FY 2013	FY 2014
		ACTUAL	ORIGINAL	BUDGET
		EXPENSES	BUDGET	FILED
Ref #	EXPENDITURES			
110	Incentive	350.00	350.00	350
	Local Registrar Salary	-	-	3,600
112	Holliday Act. Building Mgr Salary	13,851.00	13,852.00	14,544
125	Longevity	1,560.00	1,680.00	1,800
200	FICA	1,180.00	1,214.97	1,552
203	Retirement	1,261.00	1,274.53	1,691
	Local Registrar - Conference/Education	-	-	750
	TOTAL EXPENDITURES	18,202.00	18,371.50	24,287
	Increase/(Decrease) in Budget			5,916

General Fund Expenses Summary

GENERAL FUND EXPENSES SUMMARY					
		FY 2012	FY 2013	FY 2014	
		ACTUAL	ORIGINAL	BUDGET	Increase/
		EXPENSES	BUDGET	FILED	(Decrease)
Ref #	EXPENDITURES				
GENERAL FUND BREAKDOWN					
410	County Judge & Comm. Court	116,652	120,824	129,300	8,476
411	Courthouse & Building Maintenance	175,981	192,586	193,735	1,150
412	Non-Departmental	1,003,136	1,074,308	1,068,405	(5,903)
413	County Clerk	171,237	176,865	149,637	(27,228)
414	District Clerk	126,817	132,128	136,026	3,898
415	Elections	23,502	29,903	103,624	73,721
416	District Court	83,221	84,994	86,552	1,558
417	District Attorney	59,998	82,521	81,782	(739)
418	County Attorney	153,818	155,246	124,982	(30,264)
419	Tax Assessor/Collector	179,688	185,748	153,125	(32,623)
420	County Treasurer	85,806	91,227	101,160	9,933
421	Constable 1	3,650	4,540	29,972	25,433
422	Constable 2	723	11,755	23,722	11,967
424	Constable 4	62,330	55,743	62,906	7,163
425	County Sheriff	1,013,722	1,077,799	1,154,357	76,558
426	Indigent Health Care	100,778	112,000	113,458	1,458
427	Extension	57,426	63,155	67,892	4,736
428	EMS	52,212	55,789	57,516	1,727
429	Auditor	67,754	66,986	72,556	5,570
430	Library	55,480	56,216	58,002	1,786
431	JP 1	86,692	94,649	96,666	2,016
432	JP 2	52,300	54,113	59,419	5,306
433	JP 3	5,026	5,300	5,676	375
434	JP 4	34,013	37,411	42,033	4,622
435	Museum	3,340	3,592	4,141	549
437	Other Departments	18,202	18,372	24,287	5,916
TOTAL EXPENDITURES		3,793,504	4,043,770	4,200,932	157,162

General Fund Revenue Summary

GENERAL FUND REVENUE SUMMARY				
		FY 2012 ACTUAL REVENUES	FY 2013 ORIGINAL BUDGET	FY 2014 BUDGET FILED
Ref #	REVENUES:			
101	Current Ad Valorem Taxes	2,534,001	2,600,038	2,574,894
102	Delinquent Ad Valorem Taxes	74,627	60,000	60,000
106	Interest Income	3,238	3,100	3,200
107	Jury Fee Reimbursement from State	-	-	2,800
108	Indigent Defense Grant	9,778	8,863	10,118
115	Satelite Phone Revenues	315	360	330
200	Prior Year Reimbursements	11,675	1,500	5,000
202	Royalties	86,282	80,000	82,500
204	Sales Tax	369,424	400,000	415,000
205	Mixed Beverage Tax	1,561	1,000	1,000
208	County Sheriff	8,856	7,000	8,800
209	District Clerk Fees	3,719	3,000	2,500
210	County Clerk Fees	103,153	85,000	87,500
211	WIC Building Rent	1,400	2,400	2,400
214	Appraisal District Rent	9,000	9,000	9,000
215	Tax Assessor - Collector Fees	111,508	160,000	160,000
216	County Clerk Court Fees	71,332	70,000	80,000
217	Delinquent Tax Atty. Fees Received.	15,199	9,000	9,000
218	District Clerk Court Fees	32,956	34,000	34,000
219	State Criminal Costs Revenues	15,435	14,000	15,000
220	Seat Belt Revenue	1,114	1,200	1,200
221	State Salary Supplements	35,833	35,833	38,333
223	State Civil Fee Revenue	107	85	85
224	Drug Court Payment Revenue	174	150	175
226	Other - Jury Fees	210	150	215
227	Court Reporter Service Fee	-	-	-
232	Activity Building Revenue	2,900	2,500	2,500
233	Miscellaneous Income	1,269	1,000	1,000
235	Retirees Ins. Prem. Rec'd.	19,245	10,092	21,998
236	District Court Ins Reimbursements	7,413	7,740	8,276
240	Justice of the Peace Fees	232,379	230,000	260,000
244	Inmate Housing Revenue	2,063	5,000	4,000
245	Forest Service Bldg Rent	1,500	1,800	-
254	Constable #4	-	-	-
255	BP Trinity Hill Abatement Payment	187,500	187,500	187,500
	Bobcat Bluff Abatement Payment	-	-	62,500
	Windthorst II Holdings, LLC Abatement Payment	-	-	-
	Transfer In - Grants Fund	-	-	28,151
	TOTAL:	3,955,166	4,031,311	4,178,976
	Budgeted Transfer In from Reserves			21,956
	Total Resources Available			4,200,932

GENERAL FUND SUMMARY				
		FY 2012	FY 2013	FY 2014
		ACTUAL	ORIGINAL	BUDGET
			BUDGET	FILED
Revenues		3,955,166	4,031,311	4,178,976
Budgeted - Transfers in From Reserves			12,459	21,956
Total Resources Available				4,200,932
Expenditures		3,793,504	4,043,770	4,200,932
Excess of Available Resources Over (Under) Expenditures		161,662	-	-
Estimated Cash Balance, Beginning of Year				\$ 1,330,634
Estimated Cash Balance, End of Year				\$ 1,308,678

The State of Texas

County of Archer

North Central Texas – Created 1858 – Organized 1880

FY 2014

Road & Bridge Funds

Princinct 1 - All Funds

PRECINCT 1 ALL FUNDS				
		FY 2012 ACTUAL	FY 2013 ORIGINAL BUDGET	FY 2014 BUDGET FILED
REF #	REVENUES			
101	Current Ad Valorem Tax	174,986	176,331	187,298
102	Delinquent Ad Valorem Tax	5,683	3,500	3,500
103	Gross Weight & Axle Weight Revenue	5,042	5,000	5,000
104	Highway Tax	85,627	86,500	86,500
106	Interest Income	20	20	20
107	Machinery and Material Sale	1,520	500	500
109	Optional R & B Fee	24,083	20,000	20,000
199	Miscellaneous Income	3,972	5,000	5,000
400	Lateral Road/Fund 14	4,902	4,902	4,902
	TOTAL REVENUES	305,835	301,753	312,720
	Budgeted Transfer In From Reserves (Cash Balance, Beginning of Year)			155,312
	TOTAL RESOURCES AVAILABLE			468,032
	EXPENDITURES			
101	Salaries: Commissioner	35,128	38,571	40,500
105	Salaries: Roadhands	68,174	68,174	71,583
107	Salaries: Temporary / Extra Help	1,430	3,000	3,000
108	Salaries: Travel Allowance and other allowances	8,400	8,400	10,000
110	Incentive	1,400	1,400	1,400
125	Longevity	5,760	6,120	6,480
200	FICA	9,116	9,659	10,218
202	Medical & Dental Insurance	29,032	30,154	30,154
203	Retirement	9,557	9,892	10,879
207	Cancer and Life Insurance	1,149	1,134	1,134
301	Fuel and Oil	20,397	32,500	32,500
302	Utilities	2,262	2,400	2,400
305	Operating Supplies	1,961	2,000	2,000
306	Road Base Materials	30,931	65,364	65,364
307	Bridge/Culverts Materials	4,892	5,000	5,000
308	Chemicals - Right of Way	177	500	500
309	Telephone	464	500	500
313	Repair/Maintenance: Buildings	20	250	250
314	Repair/Maintenance: Equipment	40,899	30,000	30,000
319	Commissioner's Expense Account	600	600	600
322	Conference/Education	-	1,500	1,500
325	Time Warrant Payment	-	-	-
328	Equipment Lease	-	1,500	1,500
330	Miscellaneous Expenses	-	1,000	1,000
332	Equipment/Machine Purchase	-	48,504	45,000
340	Special Projects	3,036	30,388	94,320
441	Signs	601	250	250
	TOTAL:	275,386	398,761	468,032
	Cash Balance, End of Year			(0)

Precinct 2 - All Funds

PRECINCT 2 ALL FUNDS				
		FY 2012 ACTUAL	FY 2013 ORIGINAL BUDGET	FY 2014 BUDGET FILED
REF #	REVENUES			
101	Current Ad Valorem Tax	206,802	208,392	219,570
102	Delinquent Ad Valorem Tax	6,717	3,500	4,500
103	Gross Weight & Axle Weight Revenue	5,041	5,000	5,000
104	Highway Tax	85,627	86,500	86,500
106	Interest Income	20	20	20
107	Machinery and Material Sale	-	500	500
109	Optional R & B Fee	24,083	20,000	20,000
199	Miscellaneous Income	3,906	5,000	5,000
400	Lateral Road Allocations	4,902	4,902	4,902
	TOTAL REVENUES	337,098	333,814	345,992
	Budgeted Transfer In From Reserves (Cash Balance, Beginning of Year)			64,083
	TOTAL RESOURCES AVAILABLE			410,075
	EXPENDITURES			
101	Salaries: Commissioner	38,571	38,571	40,500
105	Salaries: Roadhands	96,296	69,325	72,791
107	Salaries: Temporary / Extra Help	-	10,000	10,000
108	Salaries: Travel Allowance and other allowances	8,400	8,400	10,000
110	Incentive	2,100	1,400	1,400
125	Longevity	3,720	3,720	4,080
200	FICA	11,056	10,099	10,662
202	Medical & Dental Insurance	35,466	30,154	30,154
203	Retirement	11,970	9,792	10,780
207	Cancer and Life Insurance	1,436	1,134	1,134
301	Fuel and Oil	34,085	45,000	45,000
302	Utilities	1,311	1,500	1,500
305	Operating Supplies	549	1,300	1,300
306	Road Base Materials	35,839	70,000	70,000
307	Bridge/Culverts Materials	7,821	13,000	13,000
308	Chemicals - Right of Way	141	1,000	1,000
309	Telephone	443	500	500
313	Repair/Maintenance: Buildings	122	1,000	1,000
314	Repair/Maintenance: Equipment	23,107	15,000	15,000
319	Commissioner's Expense Account	647	600	600
322	Conference/Education	1,197	1,500	1,500
325	Time Warrant Payment	-	-	-
328	Equipment Lease	-	1,000	15,000
330	Miscellaneous Expenses	306	500	500
332	Equipment/Machine Purchase	-	-	-
340	Special Projects	918	20,056	37,274
441	Signs	533	400	400
445	Equipment Repayment	27,706	18,514	15,000
	TOTAL:	343,740	373,465	410,075
	Cash Balance, End of Year			(0)

Precinct 3 - All Funds

PRECINCT 3 ALL FUNDS				
		FY 2012 ACTUAL EXPENSES	FY 2013 ORIGINAL BUDGET	FY 2014 BUDGET FILED
REF #	REVENUES			
101	Current Ad Valorem Tax	206,802	208,392	219,570
102	Delinquent Ad Valorem Tax	6,717	3,500	4,500
103	Gross Weight & Axle Weight Revenue	5,041	5,000	5,000
104	Highway Tax	85,627	86,500	86,500
106	Interest Income	20	20	20
107	Machinery and Material Sale	-	500	500
109	Optional R & B Fee	24,083	20,000	20,000
199	Miscellaneous Income	3,906	5,000	5,000
400	Lateral Road Allocations	4,902	4,902	4,902
	TOTAL REVENUES	337,098	333,814	345,992
	Budgeted Transfer In From Reserves (Cash Balance, Beginning of Year)			98,159
	TOTAL RESOURCES AVAILABLE			444,151
	EXPENDITURES			
101	Salaries: Commissioner	35,128	38,571	40,500
105	Salaries: Roadhands	98,400	69,325	72,791
107	Salaries: Temporary / Extra Help	-	12,000	10,000
107	Salaries: Travel Allowance and other allowances	8,400	8,400	10,000
108	Incentive	2,100	1,400	1,400
110	Longevity	5,300	3,360	3,720
125	FICA	10,925	10,225	10,634
200	Medical & Dental Insurance	36,277	30,154	30,154
202	Retirement	11,990	9,763	10,750
203	Cancer and Life Insurance	1,340	1,134	1,134
207	Fuel and Oil	33,744	40,451	50,000
301	Utilities	1,705	1,750	1,750
302	Operating Supplies	1,594	1,250	1,250
305	Road Base Materials	15,958	30,154	40,000
306	Bridge/Culverts Materials	2,130	3,000	3,000
307	Chemicals - Right of Way	420	750	750
308	Telephone	740	1,000	1,000
309	Repair/Maintenance: Buildings	-	500	500
313	Repair/Maintenance: Equipment	10,547	9,698	15,000
314	Commissioner's Expense Account	600	600	600
319	Conference/Education	842	1,250	1,250
322	Time Warrant Payment	-	-	-
325	Equipment Lease	-	-	25,000
325	Miscellaneous Expenses	61	61	61
328	Equipment/Machine Purchase	45,302	47,203	41,901
330	Special Projects	351	84,646	61,006
332	Signs	241	241	2,000
340	Equipment Repayment	10,000	12,043	8,000
	TOTAL:	334,095	418,928	444,151
	Cash Balance, End of Year			0

Precinct 4 - All Funds

PRECINCT 4 ALL FUNDS				
		FY 2012 ACTUAL EXPENSES	FY 2013 ORIGINAL BUDGET	FY 2014 BUDGET FILED
REVENUES				
REF #				
101	Current Ad Valorem Tax	206,960	208,392	219,570
102	Delinquent Ad Valorem Tax	6,559	3,500	4,500
103	Gross Weight & Axle Weight Revenue	5,041	5,000	5,000
104	Highway Tax	85,627	86,500	86,500
106	Interest Income	20	20	20
107	Machinery and Material Sale	-	500	500
109	Optional R & B Fee	24,083	20,000	20,000
199	Miscellaneous Income	3,906	5,000	5,000
400	Lateral Road Allocations	4,902	4,902	4,902
	TOTAL REVENUES	337,098	333,814	345,992
	Budgeted Transfer In From Reserves (Cash Balance, Beginning of Year)			81,782
	TOTAL RESOURCES AVAILABLE			427,774
EXPENDITURES				
101	Salaries: Commissioner	38,571	38,571	40,500
105	Salaries: Roadhands	99,816	103,412	71,583
107	Salaries: Temporary / Extra Help	-	-	10,000
107	Salaries: Travel Allowance and other allowances	8,400	8,400	10,000
108	Incentive	2,100	2,100	1,400
110	Longevity	3,320	3,120	2,760
125	FICA	11,456	11,950	10,468
200	Medical & Dental Insurance	38,709	40,206	30,154
202	Retirement	12,106	12,535	10,569
203	Cancer and Life Insurance	1,260	1,512	1,134
207	Fuel and Oil	41,304	47,000	47,000
301	Utilities	1,264	2,500	2,500
302	Operating Supplies	2,826	5,000	5,000
305	Road Base Materials	13,388	33,037	33,037
306	Bridge/Culverts Materials	1,214	4,000	4,000
307	Chemicals - Right of Way	12	500	500
308	Telephone	582	500	500
309	Repair/Maintenance: Buildings	9	500	500
313	Repair/Maintenance: Equipment	23,795	25,000	25,000
314	Commissioner's Expense Account	600	600	600
319	Conference/Education	1,961	1,500	1,500
322	Time Warrant Payment	-	-	-
325	Equipment Lease	-	-	22,000
325	Miscellaneous Expenses	520	1,000	1,000
328	Equipment/Machine Purchase	15,324	15,186	-
330	Special Projects	367	-	95,068
332	Signs	197	1,000	1,000
340	Equipment Repayment	7,864	7,864	-
	TOTAL:	326,965	366,992	427,774
	Cash Balance, End of Year			(0)

Summary - All Precinct Funds

SUMMARY-ALL PRECINCT FUNDS				
		FY 2012 ACTUAL	FY 2013 ORIGINAL BUDGET	FY 2014 BUDGET FILED
REF #	REVENUES			
101	Current Ad Valorem Tax	795,550	801,507	846,008
102	Delinquent Ad Valorem Tax	25,676	14,000	17,000
103	Gross Weight & Axle Weight Revenue	20,165	20,000	20,000
104	Highway Tax	342,508	346,000	346,000
106	Interest Income	80	80	80
107	Machinery and Material Sale	1,520	2,000	2,000
109	Optional R & B Fee	96,332	80,000	80,000
199	Miscellaneous Income	15,690	20,000	20,000
400	Lateral Road Allocations	19,608	19,608	19,608
	TOTAL REVENUES	1,317,129	1,303,195	1,350,696
	Budgeted Transfer In From Reserves (Cash Balance, Beginning of Year)			399,337
	TOTAL RESOURCES AVAILABLE			1,750,033
	EXPENDITURES			
101	Salaries: Commissioner	147,398	154,284	162,000
105	Salaries: Roadhands	362,686	310,236	288,748
107	Salaries: Temporary / Extra Help	1,430	25,000	33,000
108	Salaries: Travel Allowance and other allowances	33,600	33,600	40,000
110	Incentive	7,700	6,300	5,600
125	Longevity	18,100	16,320	17,040
200	FICA	42,553	41,933	41,981
202	Medical & Dental Insurance	139,484	130,669	120,617
203	Retirement	45,623	41,982	42,978
207	Cancer and Life Insurance	5,185	4,914	4,536
301	Fuel and Oil	129,530	164,951	174,500
302	Utilities	6,542	8,150	8,150
305	Operating Supplies	6,930	9,550	9,550
306	Road Base Materials	96,116	198,555	208,401
307	Bridge/Culverts Materials	16,057	25,000	25,000
308	Chemicals - Right of Way	750	2,750	2,750
309	Telephone	2,229	2,500	2,500
313	Repair/Maintenance: Buildings	151	2,250	2,250
314	Repair/Maintenance: Equipment	98,348	79,698	85,000
319	Commissioner's Expense Account	2,447	2,400	2,400
322	Conference/Education	4,000	5,750	5,750
325	Time Warrant Payment	-	-	-
328	Equipment Lease	-	2,500	63,500
330	Miscellaneous Expenses	887	2,561	2,561
332	Equipment/Machine Purchase	60,626	110,893	86,901
340	Special Projects	4,672	135,090	287,668
441	Signs	1,572	1,891	3,650
445	Equipment Repayment	45,570	38,421	23,000
	TOTAL:	1,280,185	1,558,147	1,750,033
	Cash Balance, End of Year			0
	Increase/(Decrease) in Budget			191,886

The State of Texas

County of Archer

North Central Texas – Created 1858 – Organized 1880

FY 2014

Special Revenue Funds

#45 Flood Plain Program Fund

#45	FLOOD PLAIN PROGRAM FUND			
		FY 2012 ACTUAL	FY 2013 ORIGINAL BUDGET	FY 2014 BUDGET FILED
REF #	REVENUES:			
244	Flood Plain Application Fees	2,100	1,800	1,800
	TOTAL REVENUES	2,100	1,800	1,800
	Budgeted Transfer In From Reserves			-
	TOTAL RESOURCES AVAILABLE			1,800
	EXPENDITURES:			
106	Transfer Out to Other Fund	-	-	-
310	Office Supplies	-	-	-
312	Software	-	200	200
315	Miscellaneous Expenses	-	-	-
449	Office Machines/Furniture Purchases	-	3,500	-
451	Telephone	-	600	600
453	Conference/Education	-	-	-
464	Equipment Lease or Purchase	-	-	-
	TOTAL:	-	4,300	800
	Estimated Cash Balance, Beginning of Year			7,160
	Estimated Cash Balance, End of Year			8,160

#46 County Judge Judiciary Fund

#46 COUNTY JUDGE JUDICIARY FUND				
		FY 2012	FY 2013	FY 2014
		ACTUAL	ORIGINAL	BUDGET
			BUDGET	FILED
Ref #	REVENUES:			
200	Excess Supplement	448	900	448
	TOTAL REVENUES	448	900	448
	Budgeted Transfer In From Reserves			1,802
	TOTAL RESOURCES AVAILABLE			2,250
	EXPENDITURES:			
310	Equipment Purchases	-	1,000	500
312	Software	-	-	-
313	Conference/Education	265	750	750
314	Court Reporter	-	1,500	1,000
315	Miscellaneous Court Related Expenses	-	-	-
	TOTAL:	265	3,250	2,250
	Estimated Cash Balance, Beginning of Year			2,826
	Estimated Cash Balance, End of Year			1,024

County Clerk Technology Fund

#47	COUNTY CLERK TECHNOLOGY FUND			
		FY 2012	FY 2013	FY 2014
		ACTUAL	ORIGINAL	BUDGET
			BUDGET	FILED
Ref #	REVENUES:			
200	County Clerk Technology Revenue	378	250	360
	TOTAL:	378	250	360
	EXPENDITURES:			
105	Office Software	-	-	-
106	Office Equipment Purchases	-	-	-
107	Office Machine Lease	-	-	-
	TOTAL:	-	-	-
	Cash Balance, Beginning of Year			1,156
	Cash Balance, End of Year			1,516

#48 Elections Fund

#48	ELECTIONS FUND			
		FY 2012	FY 2013	FY 2014
		ACTUAL	ORIGINAL	BUDGET
			BUDGET	FILED
Ref #	REVENUES:			
307	HAVA Grant	-	-	-
310	Contracted Entity Fee Revenues	5,525	2,250	2,250
311	Equipment Rental Revenue	148	-	-
312	Delivery and Setup	75	-	-
	TOTAL REVENUES	5,748	2,250	2,250
	Budgeted Transfer In From Reserves			2,550
	TOTAL RESOURCES AVAILABLE			4,800
	EXPENDITURES:			
115	Election Staff Salaries (Judges & Clerks)	-	-	-
117	Interpretors	-	-	-
118	Voting Equipment Delivery/Pickup	-	-	-
449	Equipment Purchases	322	5,000	1,500
450	Equipment Repairs/Maintenance	173	-	-
464	Election Supplies	-	2,250	2,250
470	Equipment Lease	-	-	-
471	Education/Training	-	-	-
472	Software	-	950	1,050
476	Polling Place Rent	-	-	-
477	Miscellaneous Expenses	-	-	-
478	Mileage Reimbursements	-	-	-
	TOTAL:	495	8,200	4,800
	Estimated Cash Balance, Beginning of Year			12,149
	Estimated Cash Balance, End of Year			9,599

#49 Fema Fire Dept Grant

#49	FEMA FIRE DEPT GRANT	FY 2012	FY 2013	FY 2014
		ACTUAL	ORIGINAL	BUDGET
			BUDGET	FILED
Ref #	REVENUES:			
101	Fema Grant Allocations	80,895.00	-	-
	TOTAL:	80,895.00	-	-
	EXPENSES:			
132	Grant Disbursements to VFD's	80,895.00	-	-
	TOTAL:	80,895.00	-	-
	Estimated Cash Balance, Beginning of Year			-
	Estimated Cash Balance, End of Year			-

#50	DISTRICT CLERK TECHNOLOGY FUND			
		FY 2012	FY 2013	FY 2014
		ACTUAL	ORIGINAL	BUDGET
			BUDGET	FILED
Ref #	REVENUES:			
106	District Clerk Technology Revenue	813	750	600
	TOTAL REVENUES	813	750	600
	Budgeted Transfer In From Reserves			1,900
	TOTAL RESOURCES AVAILABLE			2,500
	EXPENDITURES:			
105	Office Software	-	-	-
106	Office Equipment Purchases	-	2,500	2,500
107	Office Machine Lease	-	-	-
	TOTAL:	-	2,500	2,500
	Estimated Cash Balance, Beginning of Year			2,245
	Estimated Cash Balance, End of Year			345

#55 Misc. Grants

#55	MISC. GRANTS			
		FY 2012 ACTUAL	FY 2013 ORIGINAL BUDGET	FY 2014 BUDGET FILED
REF #	REVENUES:			
102	Sheriff - Tobacco Grant Revenue	-	-	-
103	Law Enforcement Education - LeoseTraining	-	-	-
104	Homeland Security Grants	58,486	-	-
105	Leose Fund - Constable #4	-	-	-
107	J S Bridwell Grant	-	-	-
108	Nortex POD Grant (Health Dept. POD Site)	-	-	-
109	Emergency Management Grant	33,360	31,625	29,715
110	W F Area Community Foundation Grant	-	-	-
111	Nortex Solid Waste Grant	-	-	-
112	Sheriff Office Donation Program	1,625	-	-
316	Criminal Justice Grant (CJD)	-	-	-
	TOTAL REVENUES	93,471	31,625	29,715
	Budgeted Transfer In From Reserves			840
	TOTAL RESOURCES AVAILABLE			30,555
	EXPENDITURES:			
112	Sheriff Office Donation Program	1,137	780	1,412
302	Sheriff - Tobacco Grant Expense	-	-	-
303	Law Enforcement Education-Training	-	-	54
304	Homeland Security Expenses - Grants	58,889	-	-
305	Leose Fund-Constable #4	762	374	374
306	Deputy Sheriff Association Donation-Equipment	-	-	-
307	J S Bridwell Grant	-	-	-
308	Nortex POD Grant	-	564	564
309	Emergency Management Grant	33,360	31,657	-
310	W F Area Community Foundation Grant	-	-	-
311	Nortex Solid Waste Grant	-	-	-
316	Criminal Justice Grant	-	-	-
	Transfer Out to General Fund - EMG Grant Expenditures	-	-	28,151
	TOTAL:	94,148	33,375	30,555
	Estimated Cash Balance, Beginning of Year			30,555
	Estimated Cash Balance, End of Year			29,715

#56	DISTRICT COURT PRESERVATION FUND				
			FY 2012 ACTUAL	FY 2013 ORIGINAL BUDGET	FY 2014 BUDGET FILED
Ref #	REVENUES:				
106	District Clerk Preservation Revenue		1,540	1,500	1,500
	TOTAL:		1,540	1,500	1,500
	EXPENDITURES:				
105	District Court Preservation Expenses		-	1,500	1,500
	TOTAL:		-	1,500	1,500
	Estimated Cash Balance, Beginning of Year				4,410
	Estimated Cash Balance, End of Year				4,410

#57	VITALS ARCHIVE FUND			
		FY 2012 ACTUAL	FY 2013 ORIGINAL BUDGET	FY 2014 BUDGET FILED
Ref #	REVENUES:			
106	Vitals Archive Revenue	86	100	100
	TOTAL:	86	100	100
	EXPENDITURES:			
105	Vitals Archive Expenses	-	100	100
	TOTAL:	-	100	100
	Estimated Cash Balance, Beginning of Year			224
	Estimated Cash Balance, End of Year			224

#58	COUNTY COURT PRESERVATION FUND			
		FY 2012	FY 2013	FY 2014
		ACTUAL	ORIGINAL	BUDGET
			BUDGET	FILED
Ref #	REVENUES:			
106	County Court Preservation Revenue	610	500	500
	TOTAL:	610	500	500
	EXPENDITURES:			
105	County Court Preservation Expenses	-	500	500
	TOTAL:	-	500	500
	Estimated Cash Balance, Beginning of Year			1,787
	Estimated Cash Balance, End of Year			1,787

#59	ON-SITE SEWAGE FACILITY (OSSF)			
		FY 2012 ACTUAL	FY 2013 ORIGINAL BUDGET	FY 2014 BUDGET FILED
Ref #	REVENUES:			
200	Permit Fee (County)	5,800	5,415	5,470
205	Permit Fee (State)	200	190	200
206	Inspection Fee - New	1,600	-	-
207	Inspection Fee - Existing	-	1,800	1,380
	TOTAL REVENUES	7,600	7,405	7,050
	Budgeted Transfer In From Reserves			673
	TOTAL RESOURCES AVAILABLE			7,723
	EXPENDITURES:			
300	OSSF Consultant Contract	-	-	-
305	Permit Fee - State	670	190	200
451	Certification Expense	-	-	-
310	Office Supplies	-	1,000	-
453	Conference/Education	-	1,000	-
480	Auto Purchase/Lease	7,194	7,523	7,523
481	Equipment Purchase	5,123	-	-
	TOTAL:	12,987	9,713	7,723
	Estimated Cash Balance, Beginning of Year			7,270
	Estimated Cash Balance, End of Year			6,597

#60	FLEX SPENDING FUND			
		FY 2012	FY 2013	FY 2014
		ACTUAL	ORIGINAL	BUDGET
			BUDGET	FILED
Ref #	<u>REVENUES:</u>			
132	Employee Deductions	2,870	3,000	-
	TOTAL	2,870	3,000	-
	<u>EXPENDITURES:</u>			
132	Employee Payments	2,210	3,000	-
	TOTAL	2,210	3,000	-
	Estimated Cash Balance, Beginning of Year			-
	Estimated Cash Balance, End of Year			-

#61 Criminal Costs Tax Fund

#61	CRIMINAL COSTS TAX FUND	FY 2012	FY 2013	FY 2014
		ACTUAL	ORIGINAL	BUDGET
			BUDGET	FILED
Ref #	REVENUES:			
213	Vitals Archive Fee	-	-	-
301	Clerks Fees	38,568	40,000	40,000
302	Justice of the Peace Fees	143,983	140,000	140,000
303	Donated Jury Fees	-	50	50
304	Birth Certificates	54	100	100
305	Marriage Licenses	1,305	1,500	1,500
306	Bail Bond Fees	4,320	4,000	4,000
307	Jury Fee (Collected From Fines)	-	-	-
308	County Child Abuse Prevention	-	-	-
309	Sexual Assault/Substance Abuse Program	25	25	25
310	Victims of Crime Auxilliary Fund (Jury Donations)	48	25	25
311	Jury Donations - Fire Departments	496	200	200
312	Jury Donations - Libraries	66	25	25
313	Crimestoppers Programs	-	50	50
314	Jury Donations - Service Centers	66	25	25
	TOTAL:	188,931	186,000	186,000
	EXPENDITURES:			
114	Jury Donations - Service Centers	66	25	25
115	Civil Fees	18,891	20,000	20,000
117	State Court Costs & Fees	167,415	163,625	163,625
118	Service and DPS Fees	-	-	-
119	Archer County Child Welfare Board	-	-	-
120	Filing Fees Legal Indigent	-	-	-
121	Child Safety Seat and Seat Belt Fines	181	25	25
122	Sexual Assault/Substance Abuse Program	25	25	25
123	Victims of Crime Auxilliary Fund	54	25	25
124	Jury Donations - Fire Departments	628	200	200
125	Jury Donations - Libraries	72	25	25
126	Drug Court Program	1,744	2,000	2,000
127	Crimestoppers Programs	-	50	50
	TOTAL:	189,076	186,000	186,000
	Estimated Cash Balance, Beginning of Year			-
	Estimated Cash Balance, End of Year			-

#62 Recovery Fund

#62	RECOVERY FUND			
		FY 2012	FY 2013	FY 2014
		ACTUAL	ORIGINAL	BUDGET
			BUDGET	FILED
Ref #	REVENUES:			
302	Interest	2,728	3,000	2,200
305	Tobacco Settlement Proceeds	3,303	3,000	3,000
307	Wind Energy Revenues/App Fees	1,000	-	-
	TOTAL:	7,031	6,000	5,200
		-		
	EXPENDITURES:			
102	Miscellaneous	-	-	-
106	Transfer Out to Other Funds	-	-	-
	TOTAL:	-	-	-
	Estimated Cash Balance, Beginning of Year			584,203
	Estimated Cash Balance, End of Year			589,403

#63 Law Library Fund

#63	LAW LIBRARY FUND			
		FY 2012	FY 2013	FY 2014
		ACTUAL	ORIGINAL	BUDGET
			BUDGET	FILED
Ref #	REVENUES:			
306	Clerk's Fees	4,865	5,000	5,000
	TOTAL REVENUES	4,865	5,000	5,000
	Budgeted Transfer In From Other Funds	3,000		-
	TOTAL RESOURCES AVAILABLE			5,000
	EXPENDITURES:			
114	Law Books	4,311	5,000	5,000
	TOTAL:	4,311	5,000	5,000
	Estimated Cash Balance, Beginning of Year			3,680
	Estimated Cash Balance, End of Year			3,680

#64 Records Management - County Clerk

#64	Records Management - Co. Clerk			
		FY 2012 ACTUAL	FY 2013 ORIGINAL BUDGET	FY 2014 BUDGET FILED
Ref #	REVENUES:			
211	Records Management-County Clerk	16,752	13,500	13,000
212	Archive Fee	16,405	13,500	13,000
	TOTAL:	33,157	27,000	26,000
	EXPENDITURES:			
480	Equipment Purchases	722	1,000	1,000
481	Software	4,940	5,928	5,928
482	Office Supplies	2,008	2,000	2,000
483	Book Reduction	89,645	3,000	-
	Electronic Backup	-	-	815
	TOTAL:	97,315	11,928	9,743
	Estimated Cash Balance, Beginning of Year			77,976
	Estimated Cash Balance, End of Year			94,233

#65 Records Management
District Clerk

#65	Records Management-Dist. Clerk			
		FY 2012 ACTUAL	FY 2013 ORIGINAL BUDGET	FY 2014 BUDGET FILED
Ref #	REVENUES:			
212	Records Management - District Clerk	888	750	850
	TOTAL:	888	750	850
	EXPENDITURES:			
482	Records Management - District Clerk	-	-	815
	TOTAL:	-	-	815
	Estimated Cash Balance, Beginning of Year			10,481
	Estimated Cash Balance, End of Year			10,516

#66 Construction Fund

#66	CONSTRUCTION FUND			
		FY 2012	FY 2013	FY 2014
		ACTUAL	ORIGINAL	BUDGET
			BUDGET	FILED
Ref #	REVENUES:			
106	Interest	-	-	-
	TOTAL:	-	-	-
	EXPENDITURES:			
502	Independent Testing Agency	-	-	-
503	Surveying/Staking/Civil Engineering	-	-	-
504	Cnty Provided Materials/Labor	-	-	-
505	Guaranteed Max Construction Cost	-	-	-
506	Furniture/Fixtures/Equipment	-	-	-
507	Architecture/Engineering Fees	-	-	-
508	Contingency	-	-	-
	TOTAL:	-	-	-
	Estimated Cash Balance, Beginning of Year			25
	Estimated Cash Balance, End of Year			25

#67 Special Projects Fund

#67	Special Projects Fund			
		FY 2012 ACTUAL	FY 2013 ORIGINAL BUDGET	FY 2014 BUDGET FILED
Ref #	REVENUES:			
248	Repayment of Loans - Precincts	45,570	38,421	14,811
305	Special Miscellaneous Revenues	-	-	-
725	Insurance Proceeds- Constable #4 Tahoe Lease Payment	5,556	-	-
	TOTAL REVENUES	51,126	38,421	14,811
	Budgeted Transfer In From Reserves			192,146
	TOTAL RESOURCES AVAILABLE			206,957
	EXPENDITURES:			
104	Administrative Expenses	-	-	-
109	Legal Fees	-	-	-
121	Other Restoration-Repair Projects	-	-	-
255	Annex Construction-Repairs	4,478	25,000	-
260	Courthouse Construction-Repairs	18,000	50,000	-
265	Museum Construction-Repairs	-	2,500	-
270	Medical Bldgs Construction-Repairs	-	-	-
600	Precinct Equipment Purchases	-	85,669	135,000
700	Architectural Services	-	-	-
705	Special Trials	-	10,000	10,000
706	Investigative Expenses - Special	2,058	10,000	10,000
707	Industrial - Economic Development Marketing	-	-	-
725	Lease Payment - Constable #4 Tahoe	-	5,556	-
799	Miscellaneous Expenses	-	-	-
	Precinct 4 Relocation	-	-	10,000
801	Contingency	-	50,000	41,957
	TOTAL:	24,536	238,725	206,957
	Estimated Cash Balance, Beginning of Year			321,125
	Estimated Cash Balance, End of Year			128,979

#68 County Records
Management Fund

#68	COUNTY RECORDS MANAGEMENT FUND			
		FY 2012	FY 2013	FY 2014
		ACTUAL	ORIGINAL	BUDGET
			BUDGET	FILED
Ref #	REVENUES:			
211	County Records Management Revenue	3,877	3,000	3,500
	TOTAL REVENUES	3,877	3,000	3,500
	Budgeted Transfer In From Reserves			571
	TOTAL RESOURCES AVAILABLE			4,071
	EXPENDITURES:			
482	County Records Management Expense	287	8,455	4,071
	TOTAL:	287	8,455	4,071
	Estimated Cash Balance, Beginning of Year			9,472
	Estimated Cash Balance, End of Year			8,901

#70 Hot Check Processing Fund

#70 HOT CHECK PROCESSING FUND				
		FY 2012 ACTUAL	FY 2013 ORIGINAL BUDGET	FY 2014 BUDGET FILED
Ref #	REVENUES:			
187	Processing Fees Received	3,060	2,500	1,500
188	Check Restitution Received	-	-	-
189	Warrant Fee Received	50	50	50
	TOTAL REVENUES	3,110	2,550	1,550
	Budgeted Transfer In From Reserves			1,000
	TOTAL RESOURCES AVAILABLE			2,550
	EXPENDITURES:			
184	Warrant Fees	50	50	50
185	Law Books, Supplies, Attorney Expenses	-	250	250
187	Conference-Education	495	550	550
188	Miscellaneous	1,132	1,700	1,700
	TOTAL:	1,677	2,550	2,550
	Estimated Cash Balance, Beginning of Year			5,072
	Estimated Cash Balance, End of Year			4,072

Hot Check Restitution Fund

#71	HOT CHECK - RESTITUTION FUND			
		FY 2012 ACTUAL	FY 2013 ORIGINAL BUDGET	FY 2014 BUDGET FILED
Ref #	REVENUES:			
188	Restitution received	15,428	15,000	10,000
	TOTAL:	15,428	15,000	10,000
	EXPENDITURES:			
184	Restitution paid	14,125	15,000	10,000
	TOTAL:	14,125	15,000	10,000
	Estimated Cash Balance, Beginning of Year			-
	Estimated Cash Balance, End of Year			-

#72 Sheriff's Office Seized Funds

#72	SHERIFF'S DEPT - SEIZED FUNDS			
		FY 2012 ACTUAL	FY 2013 ORIGINAL BUDGET	FY 2014 BUDGET FILED
Ref #	REVENUES:			
234	Seized Funds	2,000	500	500
235	Seized Property Sales	-	-	-
	TOTAL REVENUES	2,000	500	500
	Budgeted Transfer In From Reserves			3,281
	TOTAL RESOURCES AVAILABLE			3,781
	EXPENDITURES:			
453	Education - Training	-	1,662	-
454	Equipment	-	-	3,781
	TOTAL:	-	1,662	3,781
	Estimated Cash Balance, Beginning of Year			3,281
	Estimated Cash Balance, End of Year			-

#73	COURT REPORTER FEES			
		FY 2012 ACTUAL	FY 2013 ORIGINAL BUDGET	FY 2014 BUDGET FILED
Ref #	<u>REVENUES:</u>			
105	Court Reporter Fees	-	1,500	1,500
	TOTAL	-	1,500	1,500
	<u>EXPENDITURES:</u>			
310	Office Supplies	-	1,500	1,500
	TOTAL	-	1,500	1,500
	Estimated Cash Balance, Beginning of Year			-
	Estimated Cash Balance, End of Year			-

#75 Fire Dept Support Fund

#75 FIRE DEPT SUPPORT FUND				
		FY 2012 ACTUAL	FY 2013 ORIGINAL BUDGET	FY 2014 BUDGET FILED
Ref #	REVENUES:			
106	FEMA Disaster Relief	1,772	-	-
107	Jury Donations - Fire Departments	-	-	-
	TOTAL REVENUES	1,772	-	-
	Budgeted Transfer In From Reserves	-		4,740
	Budgeted Transfer In From Other Funds	56,000	56,000	56,300
	TOTAL RESOURCES AVAILABLE			61,040
	EXPENDITURES:			
104	Jury Donations to Fire Departments	-	-	-
310	Dozier Expense	375	5,115	4,740
315	Fire Department Supplements	56,000	56,000	56,000
320	Miscellaneous Expenses	-	-	300
	TOTAL:	56,375	61,115	61,040
	Estimated Cash Balance, Beginning of Year			4,740
	Estimated Cash Balance, End of Year			-

#85 Museum Fund

#85	MUSEUM FUND			
		FY 2012 ACTUAL	FY 2013 ORIGINAL BUDGET	FY 2014 BUDGET FILED
Ref #	REVENUES:			
243	Donations	567	250	250
	TOTAL REVENUES	567	250	250
	Budgeted Transfer In From Reserves			2,750
	TOTAL RESOURCES AVAILABLE			3,000
530	Repairs	-	-	1,000
535	Bldgs and Grounds Maintenance	-	1,500	1,000
537	Office Supplies	-	1,500	1,000
	TOTAL:	-	3,000	3,000
	Estimated Cash Balance, Beginning of Year			3,488
	Estimated Cash Balance, End of Year			738

#87 Time Payment Court Improvements Fund

#87	TIME PAYMENT FUND			
		FY 2012 ACTUAL	FY 2013 ORIGINAL BUDGET	FY 2014 BUDGET FILED
Ref #	REVENUES:			
222	Time Payment Revenue (JP's 10%)	514	275	400
	TOTAL REVENUES	514	275	400
	Budgeted Transfer In From Reserves			1,100
	TOTAL RESOURCES AVAILABLE			1,500
	EXPENDITURES:			
107	Salaries	-	-	-
310	Office Equipment	-	1,500	1,500
448	Computer Software	-	-	-
470	Office Machine Lease	-	-	-
	TOTAL:	-	1,500	1,500
	Estimated Cash Balance, Beginning of Year			4,149
	Estimated Cash Balance, End of Year			3,049

#92 Justice Court Bldg
Security Fund

#92	COURTHOUSE SECURITY - JP COURT			
		FY 2012 ACTUAL	FY 2013 ORIGINAL BUDGET	FY 2014 BUDGET FILED
Ref #	REVENUES:			
214	Justice Court Security Revenue	1,562	1,500	1,500
	TOTAL REVENUES	1,562	1,500	1,500
	Budgeted Transfer In From Reserves			1,500
	TOTAL RESOURCES AVAILABLE			3,000
	EXPENDITURES:			
107	Salaries	-	-	-
310	Security Equipment	-	3,000	3,000
320	Security Equipment Repairs - Maintenance	-	-	-
350	Signs-Identification Badges	-	-	-
448	Software	-	-	-
453	Education Expense	-	-	-
	TOTAL:	-	3,000	3,000
	Estimated Cash Balance, Beginning of Year			7,535
	Estimated Cash Balance, End of Year			6,035

#98 Justice Court Technology Fund

#98	JUSTICE COURT TECHNOLOGY FUND			
		FY 2012	FY 2013	FY 2014
		ACTUAL	ORIGINAL	BUDGET
			BUDGET	FILED
Ref #	REVENUES:			
241	Justice Court Technology Revenue	7,232	6,500	7,500
	TOTAL REVENUES	7,232	6,500	7,500
	Budgeted Transfer In From Reserves			1,000
	TOTAL RESOURCES AVAILABLE			8,500
	EXPENDITURES:			
440	Equipment	1,383	6,500	3,500
448	Computer Software	377	-	5,000
470	Office Machine Lease	-	-	-
	TOTAL:	1,760	6,500	8,500
	Estimated Cash Balance, Beginning of Year			32,523
	Estimated Cash Balance, End of Year			31,523

#99 Courthouse Security Fund

#99	Courthouse Security-County			
		FY 2012 ACTUAL	FY 2013 ORIGINAL BUDGET	FY 2014 BUDGET FILED
Ref #	REVENUES:			
214	Courthouse Security Revenue	9,393	8,500	9,000
	TOTAL REVENUES	9,393	8,500	9,000
	Budgeted Transfer In From Reserves			24,699
	TOTAL RESOURCES AVAILABLE			33,699
	EXPENDITURES:			
107	Salaries (District Court Bailiffs)	-	7,500	7,500
200	Fica	-	574	574
204	Retirement	-	602	625
206	Unemployment	-	-	-
305	Bailiff/Contract	3,942	-	-
310	Security Equipment	-	25,000	25,000
320	Security Equipment Repairs - Maintenance	-	-	-
350	Signs - Identification Badges	-	-	-
448	Software	-	-	-
453	Conference -Education Expenses	-	-	-
	TOTAL:	3,942	33,676	33,699
	Estimated Cash Balance, Beginning of Year			54,792
	Estimated Cash Balance, End of Year			30,093

The State of Texas

County of Archer

North Central Texas – Created 1858 – Organized 1880

FY 2014

Debt Service Fund

#69 Intest Sinking Fund
(Debt)

#69	INTEREST AND SINKING FUND			
		FY 2012 ACTUAL	FY 2013 ORIGINAL BUDGET	FY 2014 BUDGET FILED
Ref #	REVENUES:			
106	Interest	154	150	150
110	Ad Valorem Taxes - Current	413,800	411,022	411,823
111	Ad Valorem Taxes - Del (2010 Fwd)	10,058	9,500	9,500
112	Ad Valorem Taxes - Delinquent (Prior 2009)	730	-	-
	TOTAL:	424,742	420,672	421,473
	EXPENDITURES:			
700	Administrative Fees	300	300	300
701	Bond Payments -Principal	220,000	225,000	235,000
702	Bond Payments -Interest	194,923	186,023	176,823
	TOTAL:	415,223	411,323	412,123
	Estimated Cash Balance, Beginning of Year			82,364
	Estimated Cash Balance, End of Year			91,715

The State of Texas

County of Archer

North Central Texas – Created 1858 – Organized 1880

FY 2014

Supplemental Schedules

**BUDGET SUMMARY
FOR THE FISCAL YEAR ENDED
SEPTEMBER 30, 2014**

	General Fund	Road & Bridge	Debt Service	Other Special Revenue	Total All Funds
Cash Balance, Beginning of Year	1,330,634	399,337	82,364	1,192,324	3,004,659
REVENUES:					
Ad Valorem Tax Levy	2,574,894	846,008	411,823	-	3,832,725
Delinquent Ad Valorem Taxes	60,000	17,000	9,500	-	86,500
1/2 Cent Sales Tax	415,000	-	-	-	415,000
Other Taxes	1,000	346,000	-	-	347,000
Royalties	82,500	-	-	-	82,500
Misc. Grants	38,269	-	-	-	38,269
Interest Income	3,200	80	150	-	3,430
Rental Revenues	14,230	-	-	-	14,230
State Supplements	38,333	39,608	-	-	77,941
Fees and Fines	658,475	100,000	-	-	758,475
Inmate Housing	4,000	-	-	-	4,000
Tax Abatement Payments	250,000	-	-	-	250,000
All Other	39,074	2,000	-	317,884	358,958
TOTAL REVENUES	4,178,976	1,350,696	421,473	317,884	6,269,029
Budgeted Transfer In From Reserves	21,956	399,336	-	240,552	661,845
Budgeted Transfer In From Other Funds	-	-	-	56,300	56,300
TOTAL RESOURCES AVAILABLE	4,200,932	1,750,032	421,473	614,736	6,987,174
EXPENDITURES:					
Salaries & Wages	1,754,143	546,388	-	-	2,300,531
Benefits	657,485	168,131	-	-	825,616
Other Operating Expenses	1,733,004	1,035,513	-	591,884	3,360,401
Debt Service	-	-	412,123	-	412,123
TOTAL EXPENDITURES	4,144,632	1,750,032	412,123	591,884	6,898,671
Budgeted Transfer Out To Other Funds	56,300	-	-	-	56,300
TOTAL RESOURCES USED	4,200,932	1,750,032	412,123	591,884	6,954,971
Projected Cash Balance, End of Year	1,308,678	0	91,715	974,624	2,375,018

Tax Rate and Valuation History

	2000	2001	2002	2003	2004	2005	2006	2007	2008	2009	2010	2011	2012	2013	2014
TAX RATES															
General Fund	0.37640	0.40140	0.39950	0.44466	0.51500	0.49700	0.46235	0.43500	0.40368	0.40745	0.42922	0.44501	0.43576	0.38411	0.36258
Road and Bridge General	0.07470	0.07470	0.06470	0.05501	0.04290	0.04290	0.04010	0.04977	0.04485	0.05087	0.04380	0.04234	0.03235	0.02413	0.02932
Road and Bridge Special	0.05230	0.05730	0.05574	0.05881	0.05881	0.05615	0.05244	0.04611	0.04292	0.03963	0.04110	0.04029	0.03861	0.03358	0.03222
Farm to Market and Lateral Road	0.10510	0.10510	0.10205	0.10768	0.10788	0.10271	0.09580	0.08408	0.07822	0.07251	0.07488	0.07334	0.07037	0.06117	0.05884
TOTAL OPERATING TAX RATE	0.60850	0.63850	0.62199	0.66616	0.72434	0.69876	0.65069	0.61496	0.56967	0.57066	0.58900	0.60098	0.57709	0.50299	0.48296
Debt Service Levy	0.00000	0.00000	0.05723	0.04384	0.04653	0.05690	0.05545	0.04584	0.04537	0.00000	0.09349	0.08157	0.07722	0.06619	0.06335
TOTAL TAX RATE	0.60850	0.63850	0.67922	0.71000	0.77087	0.75666	0.70614	0.66080	0.61504	0.57066	0.68249	0.68255	0.65431	0.56918	0.54631
Assessed Valuation	314,671,399	328,201,817	368,201,817	355,122,588	353,223,591	372,381,117	404,785,251	467,507,411	509,014,954	559,821,472	548,208,768	561,380,836	595,077,554	678,767,170	711,784,180
Ad Valorem Taxes Levied	1,819,037	2,006,858	2,290,178	2,435,392	2,631,390	2,719,956	2,792,719	3,019,195	3,126,862	3,204,183	3,224,701	3,361,365	3,445,017	3,470,964	3,490,715
Ad Valorem Debt Levy	-	-	210,722	155,686	164,355	211,865	224,453	214,305	230,940	-	462,303	413,474	414,914	411,823	411,823

Debt Service Schedule

\$5,245,000 Certificates of Obligation, Series 2009:

<u>Year Ending September 30</u>	<u>Principal</u>	<u>Interest</u>	<u>Total</u>
2013	225,000	186,023	411,023
2014	235,000	176,822	411,822
2015	245,000	167,223	412,223
2016	255,000	157,222	412,222
2017	265,000	146,823	411,823
2018-2022	1,510,000	555,075	2,065,075
2023-2027	1,870,000	199,604	2,069,604
Total	\$ 4,605,000	\$ 1,588,792	\$ 6,193,792

Operating Leases:

Heavy Equipment: (2012 CAT Motor Grader (4); 2013 CAT Motor Grader (2))

	<u>Total Lease Cost</u>	<u>Budgeted FYE 2014 Lease Payment</u>
Precinct #2	170,770	10,000
Precinct #3	213,399	25,000
Precinct #4	347,694	22,000
Total	731,863	57,000

Operating Leases:

Vehicles: (Sheriff (11); Constable (1); Emergency Management (1))

	<u>Estimated Total Lease Cost</u>	<u>Budgeted FYE 2014 Lease Payment</u>
Sheriff	216,865	48,000
Constable #4	25,389	6,349
Emergency Management	29,131	7,523
Total	271,385	\$ 61,872